

Broom BG72 Infield Groomer

2022

**A Multi Purpose,
Adjustable,
Easy to Use
Machine That Makes
Your Job Easier!**

BG72 Broom Groomer

**Baseball & Softball Infields
and Much More.**

*Provides Athletes with Safer, More Consistent Playing
Conditions, and Saves Labor.*

Versatile Grooming Machine for Infields and More!

**Shown Below is "Standard Equipment" When You Order the BG72 Groomer.
Plus You Choose the Electric Lift System That's Best for You!**

Broom BG72 Infield Groomer

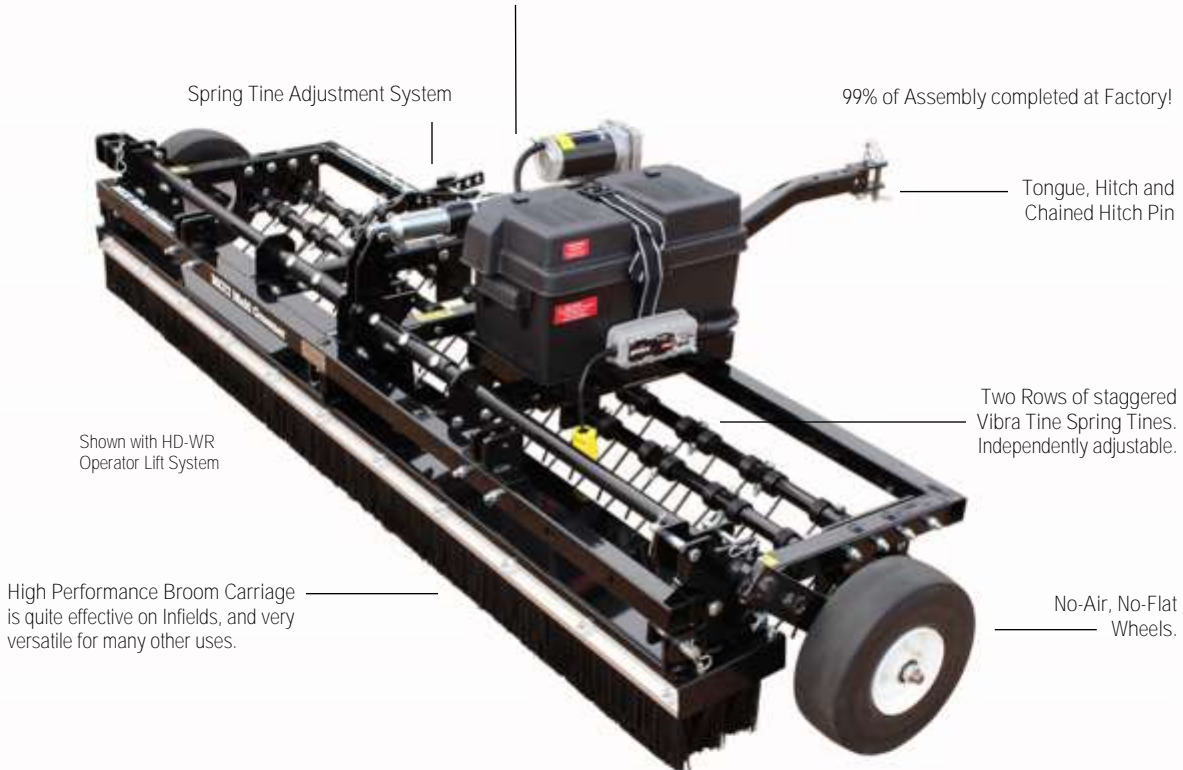
*Broom Groomers have been used on Infields for decades.
None is more effective or as Easy to Use than our BG72.*

5 Electric Lift Systems
to Choose From

*We Offer the Most Complete Line of
"Operator Lift Control Systems" on the Market!*

**Helping Those Who
Help Others Play!**

Customer chooses the "Operator Lift Control System"
that's best for them. See following pages for complete details.



Patent Pending

**No Tools
Engineering!
Needed**

**"We Make Dirt & Turf
Look Good"**



Very Versatile Groomer. Use for Infiels, Turf, and Off Field Grooming & Maintenance!



Broom Groomers have been used on infields for decades. You might even know someone who built their own in the past. Our BG72 takes the broom groomer to a whole new level.

Baseball and Softball infields. If your infields are groomed quite often and are generally level and in good shape then **the BG72's High Performance Broom Carriage will be quite effective keeping your infields nicely playable.** On the other hand if your infields are often neglected or in constant need of leveling and grading to keep them level then consider ordering the optional Metal Leveling Implement for this machine, or, check out our other infield groomers that have a metal leveling implement included as standard equipment. We also make a groomer that has both - Infield Implements and Turf Implements all in one machine - see HY72 HyBrid Groomer.

Turf Maintenance. Many turf uses for the BG72. Synthetic Turf grooming, Golf Greens (Incorporate top dressing, pulverize aeration cores, brush before mowing) de-thatch, and more. Very versatile and safe on turf.



Off Field Maintenance. **You'll be surprised like our many MG72** owners how well the machine works for maintaining gravel and rock driveways, yards, parking lots, trails, etc. The Vibra Tine Spring Tines easily loosen gravel and rock and the Broom Carriage is very effective filling wash outs and pot holes and maintaining a well kept surface.



Metal Leveling Implement for Infield Grooming

Want a machine that has Turf and Infield Grooming Attachments all in one machine? Check out our HY72 HyBrid Groomer.



Broom Carriage for Infields & Turf

Helping Those Who Help Others Play!

Warranty (in a nutshell): Heying Company machines carry the following warranty on parts and workmanship, to be free of defects, under normal and intended use and service conditions, of:

Three (3) years parts and workmanship on Heying Company manufactured parts.

One (1) Year on parts not manufactured by Heying Company, including but not limited to:

Wheels, brushes, electrical cylinder (actuator), electric system parts, wireless remote control systems, switches, batteries, chargers, etc.

Excluded is this warranty is Normal Wear and Tear on Parts resulting from natural and intended use.

(Note: Warranty above is a partial writing - for a complete warranty please inquire. If you discover a better warranty on similar equipment we would like to see it).



Machine Options-Accessories

<p>MGMT-7200</p>	<p>MGDM-8436</p>	<p>MGGB-7200</p>	<p>MGRM-7200</p>	
 <p>Magnet Optional Rear Magnet. 72" wide. Aluminum housing for Neodymium Rare Earth Magnets. Strongest available. Includes adjustable height anti scalp turf wheels. Removes ferrous debris while grooming. If you're comparing groomers be sure to ask what type of magnets are used. For example: Other machines use less expensive ceramic magnets. Our neodymium magnets are 10 times stronger than ceramic!</p> 	<p>Drag Mat with Rack Only recommended for small rock. Rack attaches to rear of frame. 84" wide x 36" deep steel drag mat.</p>  <p>Exclusive drag mat rack is welded construction. Holds, carries and pulls drag mat. Easy to attach & remove mat.</p> 	<p>Metal Leveling Implement Optional 72" wide Metal Leveling / Grading Attachment. Levels and grades small granular material. Easy to connect or remove from frame. Not recommended on Rock Driveways or Yards, etc. For rock we recommend the Spring Tines and High Performance Broom Carriage.</p>  <p>Cuts high areas, carries material along as it travels then releases it into low areas where it's needed.</p>	<p>Rubber Mat The 72" Rubber Mat. May be desired as a rear attachment. Multi-purpose. Heavy duty. Welded frame.</p> 	
<p>MGCP-1875 (1-7/8")</p>	<p>ALWP-1212</p>	<p>AL-E-098</p>	<p>ALSB-1212</p>	<p>ALPW-1212</p>
<p>MGCP-2000 (2")</p> <p>Ball Coupler Hitch</p> <p>1-7/8" or 2" Coupler sizes available. Easily mounts to end of tongue.</p> 	<p>Additional "HW" wiring pkg.</p>  <p>When you order a "HW" machine it ships with a complete wiring package to wire one tow machine and the groomer. If you wish to wire an additional tow machine to operate the groomer you can order this option. It includes all necessary wiring to wire one additional tow machine to accept the connection from the groomer.</p> 	<p>Additional "WR" or "PW" Transmitter</p> <p>For customers who want an extra transmitter on hand.</p> <p>We stock Transmitters</p>  <p>AL-E-098</p>	<p>"SB" Switch Box Control System</p> <p>For "WR", "PW" and "HW" lift systems this "SB" can be used as a backup system. For example, the "HW" system is "hard-wired" to one specific towing machine. In this case you may wish to have a backup operator system in case the towing machine that is wired for the groomer is not functional. This option also useful as a backup for the "WR" or "PW" systems in the case of a dead battery, lost transmitter, etc.</p> 	<p>"PW" Portable Wireless Backup Control System</p> <p>Consider the portable "PW" operator system as a backup for "WR", "SB" or "HW" systems. If any problem arises with your original operating system (broken wire, misplaced transmitter, dead groomer battery, etc.) this alternate "backup" system can bypass the original operating system (except cylinder) and operate the groomer. Uses temporary clamps to attach to your tow machine 12v battery. Offers peace of mind that a backup control system is on hand if ever needed. Complete pkg.</p>  <p>AL-E-098</p>

See following pages for details all of the "Operator Lift Control Systems".

We offer the Most Complete Line of Operator Lift Control Systems on the Market!

5 Electric Lift Systems & How They Work

<p>12v Battery Included</p> <p>Wireless</p> <p>WR₂₂</p> <p>Complete 12 Volt Electric System On-Board Groomer</p> <p>Includes 12 Volt Battery, 2.0 amp Battery Charger and Battery Monitor</p> <p>Includes all-in-one Emergency Rocker Switch & Cord 11.5 ft. long</p> <p>Does not use Tow Machine Battery.</p> <p>12 Volt Battery On Groomer</p>	<p>Battery On Groomer Model No. PR72-WR.</p> <p>Wireless Remote Control. 12V Battery and Elec System On-Board the Groomer.</p> <p>No wires to attach to your Tow Machine. 12 Volt battery, wireless transmitter & receiver system, 2.0 amp battery charger, and battery monitor. Great choice for ease of use, convenience, and all day use. Includes emergency 11.5 ft. long all-in-one Rocker Switch & Cord (use as emergency / temporary backup control).</p> <p><i>Note: SG system also has a 12v battery on board the groomer.</i></p>
<p>12v Battery Included</p> <p>Corded SwitchBox</p> <p>Powered by 12v Battery On Groomer</p> <p>SG₂₂</p> <p>Does not use Tow Machine Battery.</p> <p>12 Volt Battery On Groomer</p> <p>4 Way Groomer Tongue Wire & Power Harness provides power from battery to switchbox and back to electric cylinder.</p> <p>12 ft. Wire</p> <p>5 ft. Wire</p> <p>Groomer Tongue Wire</p> <p>SwitchBox</p>	<p>Battery On Groomer Model No. PR72-SG. New in 2022</p> <p>Corded SwitchBox Control. 12V Battery On-Board Groomer. Does not use 12v battery of your Tow Machine. Corded system. Weather sealed SwitchBox. 2 Extension Wires to work for all tow machines. Groomer tongue wire connects to extension wire at rear of tow machine. Good choice for all day use. <i>Note: WR is the only other system that has a 12 volt battery on-board the groomer.</i></p> <p><i>Can also be used as a backup operating system.</i></p>
<p>No 12 Volt Battery.</p> <p>Battery Case is included.</p> <p>Store Electric System Parts in Battery Compartment.</p> <p>Corded SwitchBox</p> <p>Powered by Tow Machine Battery</p> <p>SB₁₉</p> <p>Does not use Tow Machine Battery.</p> <p>12 ft. Ext. Wire</p> <p>5 ft. Ext. Wire</p> <p>Groomer Tongue Wire</p> <p>Portable Power Harness</p> <p>Tow Machine Battery</p>	<p>Uses Battery of Tow Machine Model No. PR72-SB. Corded SwitchBox. Uses Tow Machine 12v Battery. Corded system with Weather sealed SwitchBox. Power Harness connects to tow machine battery with portable alligator clamps. Includes 2 Extension Wires to work for all tow machines. Groomer tongue wire connects to extension wire at rear of tow machine.</p> <p><i>Can also be used as a backup operating system.</i></p>
<p>No 12 Volt Battery.</p> <p>Portable Wireless</p> <p>PW₂₂</p> <p>Includes all-in-one Emergency Rocker Switch & Cord 11.5 ft. long</p> <p>Portable Power Harness</p> <p>Groomer Tongue Wire</p> <p>Tow Machine Battery</p>	<p>Uses Battery of Tow Machine Model No. PR72-PW. "Portable" Wireless</p> <p>Remote Control. Uses Tow Machine 12v Battery. Same wireless control system as the "WR". Power Harness connects to tow machine battery with portable alligator clamps. Power supplied to wireless receiver on groomer through groomer tongue wire connected at rear of tow machine. Includes emergency 11.5 ft. long all-in-one Rocker Switch & Cord (use as emergency / temporary backup control).</p> <p><i>Can also be used as a backup operating system.</i></p>
<p>No 12 Volt Battery.</p> <p>Battery Case is included.</p> <p>Store Tools, etc. in Battery compartment.</p> <p>Hard-Wired</p> <p>Rocker Switch Installed in Dash of Tow Machine</p> <p>HW₂₁</p> <p>Power Harness</p> <p>Groomer Tongue Wire</p> <p>Tow Machine Wire</p> <p>Tow Machine Battery</p>	<p>Uses Battery of Tow Machine Model No. PR72-HW. Hard-Wired into your tow machine. Uses Tow Machine 12v Battery. Dash-Mounted Rocker Switch to control the electric lift. You dedicate a specific tow machine to be wired. Includes all wiring, switch, connectors, etc. for one tow machine. Want to use other tow machines when needed? Order optional partial wiring system to wire another tow machine or order an optional backup system.</p> <p><i>Note: your tow machine must have a knock-out switch location available on the dash for rocker switch or cut your own opening.</i></p>




“WR” Wireless Remote Control + On-Board 12v Electric System

WR₂₂

Wireless remote operator control with On-board 12v battery provides the ultimate in user ease and flexibility. Exclusive wireless remote transmitter and receiver, on-board 2.0 amp battery charger, battery monitor (alerts when battery needs charged), plastic battery case, sealed connectors, emergency bypass rocker switch & cord, and 2 manual tools.

Most Popular

Nothing Else like it on the market!



Advantages: **Exclusive “one-of-a-kind” control system....only offered by Heying Company! Made in USA!**

- Wireless Remote (hand held transmitter) Control - the Ultimate in user convenience (receiver mounts inside battery compartment).
- The wireless remote control has immediate response when a button is pressed. It never goes to sleep like many other wireless systems.
- Pull with a variety of tow machines. Can quickly switch from one tow machine to another. On-board electric system is completely self contained.
- On-board 2.0 amp battery charger has safe technology so it can (and should) be plugged in whenever the groomer is not being used.
- On-board battery monitor emits an audible alert when the battery needs to be charged.
- No wiring needed to user tow machine. No Cords.
- Corded Auxiliary Switch (and cord) included. 11 ft. long. Use to operate electric lift if transmitter is misplaced. Stores inside battery case.
- On-board electric system also makes it easier to move the groomer even when it's not connected to a tow machine (such as inside a storage shed).
- Disadvantage: (Not really a disadvantage) User needs to keep the on-board battery charged. Just plug in the battery charger (use a standard 120v cord).



Great Backup Control

Worried about losing the Transmitter? System comes with 11.5 ft. long Corded Rocker Switch and two (2) manual wrenches that can be used in an emergency to manually raise / lower the electric cylinder. **Consider a “Backup Control System”.** Customers who run tournaments or those who just want the peace of mind that they can operate the groomer if they have any problems (misplaced transmitter, dead battery, etc.)...will consider the “SB” Backup Operating System. The “SB” System is portable and can connect to any tow machine 12v battery. It's not used on a daily basis. Rather, it's stored, and used only when there is a problem with the main control system. It will override / bypass the entire original electric system (except the Cylinder).





Corded SwitchBox Control powered by 12V Battery On-Board the Groomer.

SG₂₂


12 volt battery on-board the groomer means your tow machine battery is not used to power the system. This is a good choice for those who need to use the groomer all day long - **so they don't wear down their tow machine battery.** Note: WR is the only other system that has a 12 volt battery on-board the groomer.

New in 2022



How it Works. Power starts at the groomer battery. The 4 Conductor Tongue & Power Wire runs 2 way power towards the operator (through whichever extension wire is used) and onto the SwitchBox. From switch 2 way control is returned to the actuator on groomer.

The 12 ft. length extension wire is popular with customers who have UTV type tow machines. The 5 ft. length extension wire is popular with customers who have shorter tow machines such as garden tractors.



Advantages: 12 volt electric system completely on-board the groomer provides all the power needed for lift / lower functions.

Your tow machine battery is not needed to power the groomer electric lift (doesn't wear down your tow machine battery). Provides all day use.

On-board 2.0 amp battery charger has safe technology so it can (and should) be plugged in whenever the groomer is not being used.

On-board battery monitor emits audible alert when the battery needs to be charged.

Versatile, Easy to Use, and Portable. Pull groomer with a variety of tow machines. Made in USA!

Disadvantages: Inconvenience of having cords. Must pay constant attention to protecting the cords during use.

Note: This SG System is one of two systems we offer with 12 volt battery on-board the groomer (WR is the other).



Corded SwitchBox Control powered by your Tow Machine 12v Battery.
Hand held corded SwitchBox controller connects to the user's tow machine 12v battery (with alligator clips) to supply power to the electric lift on the groomer. Portable. Easy to move from one tow machine to another. Includes two extension wires. **12 ft. long extension wire popular with customers who have long UTV's and the 5 ft. long extension wire popular with customers who have shorter tow machines such as garden tractors.**
Can be used as a everyday lift control system, or, as an optional backup to other operator lift control systems.

SB₁₉

SB

AL-E-105
 Convoluted Split Loom. 8 ft. x .350
 Use to protect Power and Ground Wire Harness.

AL-E-578 12 ft. Extension Wire (often used for larger tow machines).

AL-E-577 5 ft. Extension Wire (often used for shorter tow machines such as garden tractors, 4-wheelers, etc.)

AL-E-101
 SwitchBox
 2 x 2
 Power & Control

AL-G-094
 Zip Ties

AL-G-012
 Zip Tie Inserts

AL-E-575 Fused Power & Ground Wire Harness with Alligator Clamps & Female Receptacle. 8 ft. long.

AL-E-576
 Groomer Tongue Wire (70") with Split Loom

AL-E-067
 Extra 30 Amp Slow Burn Fuse

AL-E-035
 Ring Terminals 3/8"

AL-E-038
 Butt Splice 14-16

AL-E-002 Battery Case, Lid and Fabric Strap Large Group 24-31

AL-E-502
 Model 600-675 Actuator (with 12-14 Male Plug)

AL-G-509 Manual Bent Wrench. Emergency Tool

AL-H-070 Manual Hex Drive Bit with 3/8" Sq. Socket. Emergency Tool

AL-G-107 Cable Clamps .406 x .50
 AL-G-015 Cable Clamp .406 x 1.00

Advantages:

Versatility to quickly switch to a different tow machine (control system is portable).

SwitchBox is completely weather sealed (unlike anything on the market). Made in USA!

Two "Cylinder Extension Wires" included (5 ft. and 121 ft.) so the user can decide which works best for their use.

Ability to be used as a primary (everyday) lift control system or as a backup to other operator lift control systems (use when needed).

No battery on-board the groomer to worry about (but it does need power from your 12v tow machine).

We include a battery compartment (even though a battery is not included). Very useful to store control parts and tools.

Disadvantages:

Inconvenience of having cords. Must pay constant attention to protecting the cords during use.

Big Users (who have lots of grooming) could experience this system wearing down the battery of their tow machine.

This system requires power from user tow machine. User cannot raise and lower implements without being attached to tow machine for power.

Since power is supplied by a tow machine the groomer is more difficult to move around storage shed, etc.

Note: We have 2 Systems (WR and SG) that provide 12 volt power from the groomer so they don't need power from your tow machine.



“PW” Portable Wireless Remote Control.


PW₂₂

Same wireless Transmitter - Receiver as the “WR” but uses 12v battery of user’s Tow Machine for power. Includes portable power harness that connects to tow machine battery. The groomer also has a connection harness.

These two wires connect at the rear of the tow machine to power the electric system.

“Worried about losing the Transmitter”? We include a corded auxiliary rocker switch & cord that can be used as a temporary backup control of the electric lift if you misplace the wireless transmitter.

Unlike anything else on the market!



Advantages:

Wireless Remote Control System for “the Ultimate in User Convenience” at a lower price than the “WR”.

The wireless remote control has immediate response when a button is pressed. It never goes to sleep like many other wireless systems.

Lighter weight than the “WR” system (No battery so is not as heavy to lift the tongue). Advantage especially for those who want the Spring Tine Scarifier on their groomer (Spring Tine Scarifier mounts to front of machine thus adding weight to the Tongue).

Portable System. Pull with a variety of 12 volt tow machines. Can quickly switch from one tow machine to another.

Disadvantages:

Inconvenience having to plug in the connector (when connecting to tow machine) and unplugging connector behind tow machine (when unhooking).

For some big users (lot of fields or lots of grooming on fewer fields) this system could wear down the battery of the tow machine.

If this is a concern then consider the “WR” system.

This system requires power from user tow machine 12v battery. User can’t raise or lower implements without being attached to tow machine for power.

Note: The “WR” is the only system that does not require power from user tow machine.



Great Backup Control

Worried about losing the Transmitter? System comes with 11.5 ft. long Corded Rocker Switch and two (2) manual wrenches that can be used in an emergency to manually raise / lower the electric cylinder. **Consider a “Backup Control System”.** Customers who run tournaments or those who just want the peace of mind that they can operate the groomer if they have any problems (misplaced transmitter, dead battery, etc.)...will consider the “SB” Backup Operating System. The “SB” System is portable and can connect to any tow machine 12v battery. It’s not used on a daily basis. Rather, it’s stored, and used only when there is a problem with the main control system. It will override / bypass the entire original electric system (except the Cylinder).



“HW” Hard-Wired Operator Lift Control System (12v only)

HW₂₁

System uses 12v battery of your tow machine. Includes all necessary wiring, in-dash mountable rocker switch, electric cylinder (actuator), fuse holder, fuse, wire, connectors, protective split loom, cable clamps, and zip ties.

For users who have a tow machine with a dash panel that will accept a Rocker Switch, who want the convenience of a dash mounted rocker switch, and who want to always use the same tow machine to pull and operate the groomer this is the operator system of choice. Note: Optional additional wiring package available for users who wish to wire more than one tow machine to pull and operate the groomer. See optional “HW” tow machine wiring package information.



Advantages: Rocker Switch is installed on dash of Tow Machine for convenience.

Easy to use connectors at the groomer tongue and rear of tow machine.


Disadvantages: User must dedicate a specific tow machine to always pull the groomer. Or, order additional wiring packages for more tow machines. You can also consider an optional SB or SG or PW System to use as a portable backup for when the original dedicated tow machine is not available to pull the groomer.

See optional accessories).

Big Users (who have lots of grooming) could experience this system wearing down the battery of their tow machine.

Since power is supplied by a tow machine the groomer is more difficult to move around storage shed, etc.

Note: The “WR” and “SG” systems have 12v batteries on-board the groomer. They do not need to connect to the user’s Tow Machine to power the groomer.



Great Backup Control

“HW”. Concerned about having only one Tow Machine able to operate the groomer? Consider an additional “HW” Wiring package (optional) to wire a second Tow Machine. Or consider a “Backup Control System”. Customers who run tournaments or those who just want the peace of mind that they can operate the groomer if they have any problems (misplaced transmitter, dead battery, etc.)....will consider the “SB” Backup Operating System. The “SB” System is portable and can connect to any tow machine 12v battery. It’s not used on a daily basis. Rather, it’s stored, and used only when there is a problem with the main control system. It will override / bypass the entire original electric system (except the Cylinder).